
















change to	 ECE (A)	Year	79 - 87	75 - 79	75 - 81	77 - 89	83 - 89
	 US Models	Version	ECE - Models with Mechanical transmission				
	 Japanese Models	Model	628 CS i	630 CS	633 CS i	635 CS i	M 6
Technical Data	- Pedals	Unit					
35 21 ... Brake pedal							
Control distance A		mm	230 ... 240				-
> model ' 82		mm	246 + 10				
- RHD		mm	256 ... 566				-
Control distance B		mm	5 ... 6				
35 31 ... Clutch Pedal							
Control distance B or C		mm	245 ... 253				
> model ' 82		mm	271 ... 282				
- RHD		mm	254				-
35 41 ... Accelerator Pedal							
Control distance A or C		mm	46				
- RHD		mm	44				
Lubricant for bearing surfaces			see BMW - Service Information				

change to	 ECE	Year	79 - 87	75 - 79	75 - 81	77 - 89	83 - 89
	 US Models	Version	ECE - Models with Automatic transmission				
	 Japanese Models	Model	628 CS i A	630 CS A	633 CS i A	633 CS i A 	635 CS i A
Technical Data - Pedals		Unit					
35 21 ... Brake pedal Control distance A		mm	220 ... 230				
	> model ' 82	mm	246 + 10				
	- RHD	mm	246 ... 256				-
Control distance B		mm	5 ... 6				
35 31 ... Clutch Pedal Control distance B or C		mm	50				
	- RHD	mm	57				
Lubricant for bearing surfaces			see BMW - Service - Information				

change to		ECE	Year	76 - 77	77 - 84	77 - 84	84 - 89	84 - 89	86 - 88
		ECE (A)	Version	US Models					
		Japanese Models	Model	630 CS i	633 CS i	633 CS i A	635 CS i	635 CS i A	M 6
Technical Data		- Pedals	Unit						
35 21 ... Brake pedal									
Control distance A		mm	230 ... 240	220 ... 230	230 ... 240	220 ... 230	-		
	> model ' 82	mm	246 + 10						
Control distance B		mm	5 ... 6						
35 31 ... Clutch Pedal									
Control distance B or C		mm	245 ... 253	-	245 ... 253	-			
	> model ' 82	mm	271 ... 282						
35 41 ... Accelerator Pedal									
Control distance A or C		mm	46	57	46	57	46		
Lubricant for bearing surfaces				see BMW - Service Information					

change to	 ECE	Year	78 - 84	78 - 84	84 - 88	84 - 88	86 - 88
	 ECE (A)	Version	Japanese Models				
	 US Models	Model	633 CS i	633 CS i A	635 CS i	635 CS i A	M 6
Technical Data - Pedals		Unit					
35 21 ... Brake pedal							
Control distance A		mm	230 ... 240	220 ... 230	230 ... 240	220 ... 230	-
	> model ' 82	mm	246 + 10				
Control distance B		mm	5 ... 6				
35 31 ... Clutch Pedal							
Control distance B or C		mm	245 ... 253	-	245 ... 253	-	-
	> model ' 82	mm	271 ... 282	-	271 ... 282	-	271 ... 282
35 41 ... Accelerator Pedal							
Control distance A or C		mm	46	57	46	57	46
Lubricant for bearing surfaces			see BMW - Service Information				



Service-Information

BMW Automobile



Service-Information

BMW Automobile



Service-Information

BMW Automobile

All Service Informations are saved in german language, please find them in the german manual.