




















change to	 ECE (A)	Year	79 - 87	75 - 79	75 - 81	77 - 89	83 - 89
	 US Models	Version	ECE - Models with Mechanical transmission				
	 Japanese Models	Model	628 CS i	630 CS	633 CS i	635 CS i	M 6
Technical Data - Brakes		Unit					
<b>34 00 General Information</b>							
Brake fluid			see Service Informations				
Leak test on stopped engine							
Approx. Force on brake pedal		N	650				
> model 5.82		N	675				
Equal to line pressure of app.		bar	50				
Max. pressure drop within 2 minutes			8%				
brake booster (> model 5.82) - test on running engine							
- Force on brake pedal		N	200				
- line pressure		bar	70 ... 90				
<b>34 11 ... Front Wheel Brakes</b>							
Type of brake pads							
only use same type pads on one axle		Type	Textar T 260 FF / Jurid 595 / Jurid GF 238/4			Jurid GF 238/4	
Brake pad sensor front, left			-				
Min. pad thickness		mm	2,0				
Discs - Wear limit			20,6		23,0		28,0
Machining limit							
(always grind both discs of one axle)			0,5			not allowed	
> model 5.82		mm	0,8			not allowed	
Max. thickness deviation within braking surface		mm	0,02				
Max. axial runout of braking surface (measured on largest diameter of braking surface)							
Disc installed		mm	0,2				
Disc removed		mm	0,05				
Finish of braking surfaces (fine ground) Ra		μ	1,5 ... 3,5				
Disc - Ø		mm	280				
> model ' 82		mm	282			330	




change to	 ECE (A)	Year	79 - 87	75 - 79	75 - 81	77 - 89	83 - 89
	 US Models	Version	ECE - Models with Mechanical transmission				
	 Japanese Models	Model	628 CS i	630 CS	633 CS i	635 CS i	M 6
Technical Data - Brakes		Unit					
<b>34 21 ... Rear Wheel Brakes</b>							
Brake pads (only install same type pads on one axle)	Type	Textar T 260 FF / Jurid 595 / Jurid GF 238/4   Jurid GF 238/4					
Brake pad sensor	rear, right	-	x				
Min. pad thickness	mm	2,0					
Brake calipers	- Piston displacements	°	20				
Discs	- Wear limit	17					
	> model 5.82	8					
Machining limit (always grind both discs of one axle)		0,5					
	> model 5.82	mm	0,8				
Max. thickness deviation within braking surface	mm	0,02					
Max. axial runout of braking surface (measured on largest diameter of braking surface)							
	Disc installed	mm	0,2				
	Disc removed	mm	0,05				
Finish of braking surfaces (fine ground) Ra	μ	1,5 ... 3,5					
Disc - Ø	mm	272					
<b>34 31 ... Brake Master Cylinder</b>							
tandem brake master cylinder - Ø	mm	23,81					
- RHD	Typ	22,2					
<b>34 33 ... Brake Booster</b>							
Type	Type	T 51 / 1811					
- RHD	Type	T 50 / 28					
Power low regulator with pressure reservoir	> model 5.82	Type					
max. operating pressure of steering circuit	bar	130					
Upper switching pressure	bar	52 ... 57					
Lower switching pressure	bar	36 ... 41					

change to	 ECE (A)	Year	79 - 87	75 - 79	75 - 81	77 - 89	83 - 89
	 US Models	Version	ECE - Models with Mechanical transmission				
	 Japanese Models	Model	628 CS i	630 CS	633 CS i	635 CS i	M 6
Technical Data - Brakes		Unit					
<b>34 41 ... Parking Brake</b>							
Brake Drum (inner - Ø)		mm	160				
	> model 5.82	mm	180				
Max. radial runout of braking surface		mm	0,1				
Finish of braking surfaces	(fine ground) Ra	μ	1,5 ... 3,5				
Min. pad thickness		mm	1,5				
Width of pad		mm	25				
<b>34 51 ... ABS - Hydraulik Control Unit</b>							
Code			0 265 240 048				
	> model 9.83		0 265 201 009				
Distance (A) between signal transmitter and pulse wheel							
	- front	mm	0,18 ... 0,71				
	- rear	mm	0,15 ... 0,88				
<b>34 52 ... ABS - Electronic Control Unit</b>							
Code			0 265 100 011				
	> model 1.84		0 265 100 021				




change to	 ECE	Year	79 - 87	75 - 79	75 - 81	77 - 89	83 - 89
	 US Models	Version	ECE - Models with Automatic transmission				
	 Japanese Models	Model	628 CS i A	630 CS A	633 CS i A	633 CS i A 	635 CS i A
<b>Technical Data</b>	<b>- Brakes</b>	Unit					
<b>34 00 General Information</b>							
Brake fluid			see Service Informations				
Leak test on stopped engine							
Approx. Force on brake pedal		N	650				
> model 5.82		N	675				
Equal to line pressure of app.		bar	50				
Max. pressure drop within 2 minutes			8%				
brake booster (> model 5.82) - test on running engine							
- Force on brake pedal		N	200				
- line pressure		bar	70 ... 90				
<b>34 11 ... Front Wheel Brakes</b>							
Type of brake pads							
only use same type pads on one axle		Type	Texrar T 260 FF / Jurid 595 / Jurid GF 238/4				
Brake pad sensor front, left			- x				
Min. pad thickness		mm	2,0				
Discs - Wear limit			20,6		23,0		
Machining limit							
(always grind both discs of one axle)			0,5				
> model 5.82		mm	0,8				
Max. thickness deviation within braking surface		mm	0,02				
Max. axial runout of braking surface							
(measured on largest diameter of braking surface)							
Disc installed		mm	0,2				
Disc removed		mm	0,05				
Finish of braking surfaces (fine ground) Ra		μ	1,5 ... 3,5				
Disc - Ø		mm	280				
> model ' 82		mm	282				




change to	 ECE	Year	79 - 87	75 - 79	75 - 81	77 - 89	83 - 89
	 US Models	Version	ECE - Models with Automatic transmission				
	 Japanese Models	Model	628 CS i A	630 CS A	633 CS i A	633 CS i A (S)	635 CS i A
<b>Technical Data - Brakes</b>		Unit					
<b>34 21 ... Rear Wheel Brakes</b>							
Brake pads (only install same type pads on one axle)	Type	Texstar T 260 FF / Jurid 595 / Jurid GF 238/4					
Brake pad sensor	rear, right	-	x				
Min. pad thickness	mm	2,0					
Brake calipers	- Piston displacements	°	20				
Discs	- Wear limit	17					
	> model 5.82	8					
Machining limit (always grind both discs of one axle)		0,5					
	> model 5.82	mm	0,8				
Max. thickness deviation within braking surface	mm	0,02					
Max. axial runout of braking surface (measured on largest diameter of braking surface)							
	Disc installed	mm	0,2				
	Disc removed	mm	0,05				
Finish of braking surfaces (fine ground) Ra	μ	1,5 ... 3,5					
Disc - Ø	mm	272					
<b>34 31 ... Brake Master Cylinder</b>							
tandem brake master cylinder - Ø	mm	23,81					
- RHD	Typ	22,2					
<b>34 33 ... Brake Booster</b>							
Type	Type	T 51 / 1811					
- RHD	Type	T 50 / 28					
Power low regulator with pressure reservoir	> model 5.82	Type					
max. operating pressure of steering circuit	bar	130					
Upper switching pressure	bar	52 ... 57					
Lower switching pressure	bar	36 ... 41					




change to	 ECE	Year	79 - 87	75 - 79	75 - 81	77 - 89	83 - 89
	 US Models	Version	ECE - Models with Automatic transmission				
	 Japanese Models	Model	628 CS i A	630 CS A	633 CS i A	633 CS i A (S)	635 CS i A
<b>Technical Data - Brakes</b>		Unit					
<b>34 41 ... Parking Brake</b>							
Brake Drum (inner - Ø)		mm	160				
	> model 5.82	mm	180				
Max. radial runout of braking surface		mm	0,1				
Finish of braking surfaces	(fine ground) Ra	μ	1,5 ... 3,5				
Min. pad thickness		mm	1,5				
Width of pad		mm	25				
<b>34 51 ... ABS - Hydraulik Control Unit</b>							
Code			0 265 240 048				
	> model 9.83		0 265 201 009				
Distance (A) between signal transmitter and pulse wheel							
	- front	mm	0,18 ... 0,71				
	- rear	mm	0,15 ... 0,88				
<b>34 52 ... ABS - Electronic Control Unit</b>							
Code			0 265 100 011				
	> model 1.84		0 265 100 021				




change to	 ECE  ECE (A)  Japanese Models	Year	76 - 77	77 - 84	77 - 84	84 - 89	84 - 89	86 - 88
		Version	US Models					
		Model	630 CS i	633 CS i	633 CS i A	635 CS i	635 CS i A	M 6
Technical Data	- Brakes	Unit						
<b>34 00 General Information</b>								
Brake fluid			see Service Informations					
Leak test on stopped engine								
Approx. Force on brake pedal		N	650					
> model 5.82		N	675					
Equal to line pressure of app.		bar	50					
Max. pressure drop within 2 minutes			8%					
brake booster (> model 5.82) - test on running engine								
- Force on brake pedal		N	200					
- line pressure		bar	70 ... 90					
<b>34 11 ... Front Wheel Brakes</b>								
Type of brake pads								
only use same type pads on one axle		Type	Textar T 260 FF / Jurid 595 / Jurid GF 238/4				Jurid GF 238/4	
Brake pad sensor front, left			x					
Min. pad thickness			mm 2,0					
Discs - Wear limit			23,0				28,0	
Machining limit								
(always grind both discs of one axle)			0,5				nicht erlaubt	
> model 5.82		mm	0,8				nicht erlaubt	
Max. thickness deviation within braking surface			mm 0,02					
Max. axial runout of braking surface								
(measured on largest diameter of braking surface)								
Disc installed		mm	0,2					
Disc removed		mm	0,05					
Finish of braking surfaces (fine ground) Ra			μ 1,5 ... 3,5					
Disc - Ø			mm 280 (innenbelüftet)					
> model ' 82		mm	282				330	






change to	 ECE  ECE (A)  Japanese Models	Year	76 - 77	77 - 84	77 - 84	84 - 89	84 - 89	86 - 88
		Version	US Models					
		Model	630 CS i	633 CS i	633 CS i A	635 CS i	635 CS i A	M 6
Technical Data - Brakes		Unit						
<b>34 21 ... Rear Wheel Brakes</b>								
Brake pads (only install same type pads on one axle)	Type	Textar T 260 FF / Jurid 595 / Jurid GF 238/4   Jurid GF 238/4						
Brake pad sensor	rear, right	x						
Min. pad thickness	mm	2,0						
Brake calipers	- Piston displacements	° 20						
Discs	- Wear limit	17						
	> model 5.82	8						
Machining limit (always grind both discs of one axle)		0,5   not allowed						
	> model 5.82	mm 0,8   not allowed						
Max. thickness deviation within braking surface	mm	0,02						
Max. axial runout of braking surface (measured on largest diameter of braking surface)								
	Disc installed	mm 0,2						
	Disc removed	mm 0,05						
Finish of braking surfaces (fine ground) Ra	μ	1,5 ... 3,5						
Disc - Ø	mm	272						
<b>34 31 ... Brake Master Cylinder</b>								
tandem brake master cylinder - Ø	mm	23,81						
- RHD	Typ	22,2						
<b>34 33 ... Brake Booster</b>								
Type	Type	T 51 / 1811						
- RHD	Type	T 50 / 28						
Power low regulator with pressure reservoir	> model 5.82	Type						
max. operating pressure of steering circuit	bar	130						
Upper switching pressure	bar	52 ... 57						
Lower switching pressure	bar	36 ... 41						

change to	 ECE	Year	76 - 77	77 - 84	77 - 84	84 - 89	84 - 89	86 - 88
	 ECE (A)	Version	US Models					
	 Japanese Models	Model	630 CS i	633 CS i	633 CS i A	635 CS i	635 CS i A	M 6
<b>Technical Data - Brakes</b>		Unit						
<b>34 41 ... Parking Brake</b>								
Brake Drum (inner - Ø)		mm	160					
	> model 5.82	mm	180					
Max. radial runout of braking surface		mm	0,1					
Finish of braking surfaces	(fine ground) Ra	μ	1,5 ... 3,5					
Min. pad thickness		mm	1,5					
Width of pad		mm	25					
<b>34 51 ... ABS - Hydraulik Control Unit</b>								
Code			0 265 240 048					
	> model 9.83		0 265 201 009					
Distance (A) between signal transmitter and pulse wheel								
	- front	mm	0,18 ... 0,71					
	- rear	mm	0,15 ... 0,88					
<b>34 52 ... ABS - Electronic Control Unit</b>								
Code			0 265 100 011					
	> model 1.84		0 265 100 021					

change to	 ECE  ECE (A)  US Models	Year	78 - 84	78 - 84	84 - 88	84 - 88	86 - 88
		Version	Japanese Models				
		Model	633 CS i	633 CS i A	635 CS i	635 CS i A	M 6
Technical Data	- Brakes	Unit					
<b>34 00 General Information</b>							
Brake fluid			see Service Informations				
Leak test on stopped engine							
Approx. Force on brake pedal		N	650				
> model 5.82		N	675				
Equal to line pressure of app.		bar	50				
Max. pressure drop within 2 minutes			8%				
brake booster (> model 5.82) - test on running engine							
- Force on brake pedal		N	200				
- line pressure		bar	70 ... 90				
<b>34 11 ... Front Wheel Brakes</b>							
Type of brake pads							
only use same type pads on one axle		Type	Textar T 260 FF / Jurid 595 /		Jurid GF 238/4		Jurid GF 238/4
Brake pad sensor front, left			x				
Min. pad thickness			2,0				
Discs - Wear limit			23,0			28,0	
Machining limit							
(always grind both discs of one axle)			0,5			nicht erlaubt	
> model 5.82		mm	0,8			nicht erlaubt	
Max. thickness deviation within braking surface			0,02				
Max. axial runout of braking surface							
(measured on largest diameter of braking surface)							
Disc installed		mm	0,2				
Disc removed		mm	0,05				
Finish of braking surfaces (fine ground) Ra			1,5 ... 3,5				
Disc - Ø			280 (innenbelüftet)				
> model ' 82		mm	282			330	

change to	 ECE  ECE (A)  US Models	Year	78 - 84	78 - 84	84 - 88	84 - 88	86 - 88
		Version	Japanese Models				
		Model	633 CS i	633 CS i A	635 CS i	635 CS i A	M 6
Technical Data - Brakes		Unit					
34 21 ... Rear Wheel Brakes							
Brake pads (only install same type pads on one axle)	Type	Textar T 260 FF / Jurid 595 / Jurid GF 238/4   Jurid GF 238/4					
Brake pad sensor	rear, right	x					
Min. pad thickness	mm	2,0					
Brake calipers	- Piston displacements	° 20					
Discs	- Wear limit	17					
	> model 5.82	8					
Machining limit (always grind both discs of one axle)		0,5				not allowed	
	> model 5.82	mm 0,8				not allowed	
Max. thickness deviation within braking surface	mm	0,02					
Max. axial runout of braking surface (measured on largest diameter of braking surface)							
	Disc installed	mm 0,2					
	Disc removed	mm 0,05					
Finish of braking surfaces (fine ground) Ra	μ	1,5 ... 3,5					
Disc - Ø	mm	272					
34 31 ... Brake Master Cylinder							
tandem brake master cylinder - Ø	mm	23,81					
- RHD	Typ	22,2					
34 33 ... Brake Booster							
Type	Type	T 51 / 1811					
- RHD	Type	T 50 / 28					
Power low regulator with pressure reservoir	> model 5.82	Type					
max. operating pressure of steering circuit	bar	130					
Upper switching pressure	bar	52 ... 57					
Lower switching pressure	bar	36 ... 41					

change to	  	ECE	Year	78 - 84	78 - 84	84 - 88	84 - 88	86 - 88
		ECE (A)	Version	Japanese Models				
		US Models	Model	633 CS i	633 CS i A	635 CS i	635 CS i A	M 6
<b>Technical Data - Brakes</b>		<b>Unit</b>						
<b>34 41 ... Parking Brake</b>								
Brake Drum (inner - Ø)		mm	160					
	> model 5.82	mm	180					
Max. radial runout of braking surface		mm	0,1					
Finish of braking surfaces	(fine ground) Ra	μ	1,5 ... 3,5					
Min. pad thickness		mm	1,5					
Width of pad		mm	25					
<b>34 51 ... ABS - Hydraulik Control Unit</b>								
Code			0 265 240 048					
	> model 9.83		0 265 201 009					
Distance (A) between signal transmitter and pulse wheel								
	- front	mm	0,18 ... 0,71					
	- rear	mm	0,15 ... 0,88					
<b>34 52 ... ABS - Electronic Control Unit</b>								
Code			0 265 100 011					
	> model 1.84		0 265 100 021					



Service-Information BMW Automobile



Service-Information BMW Automobile



Service-Information BMW Automobile

**All Service Informations are saved in german language, please find them in the german manual.**